




**WSMTA MUSIC LITERACY PROGRAM: TECHNIQUE – VIOLIN
LEVEL 1**

STUDENT NAME _____ **TEACHER** _____

Student to have prepared one scale with tonic arpeggio from each group. **Student may choose keys from groups with multiple options.** Use whole bows on all (not scored).

Metronome: 60-69

Scale/Arpeggio Key Groups	Octaves	Bowing of scales	Bowing of arpeggios
<u>Group 1:</u> D major A major	1	Separate  or slur two 	Separate 
<u>Group 2:</u> G major	2		

Scoring:

- (Per area) 2-4 points if performed successfully; 50% of points if performed mostly correctly; 0 points if unsuccessful
- 2 attempts per scale/arpeggio are permitted; score based on best attempt

Scoring to be based on correct notes, steady pulse and good intonation (not off by more than a quarter-tone).	Correct Notes	Good Intonation	Steady Pulse	Total Points Possible	Total Points
Scale #1: (list key)	2	2	2	6	
Arpeggio #1: (same as scale key)	2	2	2	6	
Scale #2: G major	4	2	2	8	
Arpeggio #2: G major	4	2	2	8	
Total Points:				28	

Percentage Grade Earned



_____ / 28 **x 100** = Percentage Score _____
(Total Points Earned) / (Total Points Possible)

**WSMTA MUSIC LITERACY PROGRAM: TECHNIQUE – VIOLIN
LEVEL 2**

STUDENT NAME _____ **TEACHER** _____

Student to have prepared one scale with tonic arpeggio from each group. **Student may choose keys from groups with multiple options.** Use whole bows on all (not scored).

Metronome: 60-69

Scale/Arpeggio Key Groups	Octaves	Bowing of scales	Bowing of arpeggios
<u>Group 1:</u> Bb major (lower octave) F major	1	Slur two 	Separate 
<u>Group 2:</u> G major A major C major	2		
<u>Group 3:</u> D melodic minor	1		

Scoring:

- (Per area) 2-4 points if performed successfully; 50% of points if performed mostly correctly; 0 points if unsuccessful
- 2 attempts per scale/arpeggio are permitted; score based on best attempt

Scoring to be based on correct notes, steady pulse, maintaining slur patterns and good intonation (not off by more than a quarter-tone).	Correct Notes	Good Intonation	Steady Pulse	Slurs	Total Points Possible	Total Points
Scale #1: (list key)	2	2	1	1	6	
Arpeggio #1: (same as scale key)	2	2	1	1	6	
Scale #2: (list key)	4	2	1	1	8	
Arpeggio #2: (same as scale key)	4	2	1	1	8	
Scale #3: D melodic minor	4	2	1	1	8	
Arpeggio #3: D melodic minor	2	2	1	1	6	
Total Points:					42	

Percentage Grade Earned



_____ / 42 **x 100=** Percentage Score _____
(Total Points Earned) / (Total Points Possible)

**WSMTA MUSIC LITERACY PROGRAM: TECHNIQUE – VIOLIN
LEVEL 3**

STUDENT NAME _____ **TEACHER** _____

Student to have prepared one scale with tonic arpeggio from each group. **Student may choose keys from groups with multiple options.**

Metronome: 60-69

Scale/Arpeggio Key Groups	Octaves	Bowing of scales	Bowing of arpeggios
<u>Group 1:</u> A major Bb major C major D major	2	Slur two or four 	Slur two or three 
<u>Group 2:</u> Ab major (lower octave) Eb major E major	1		
<u>Group 3:</u> G melodic minor D melodic minor A melodic minor	1		

Scoring:

- (Per area) 2-4 points if performed successfully; 50% of points if performed mostly correctly; 0 points if unsuccessful
- 2 attempts per scale/arpeggio are permitted; score based on best attempt

Scoring to be based on correct notes, steady pulse, maintaining slur patterns and good intonation (not off by more than a quarter-tone).	Correct Notes	Good Intonation	Steady Pulse	Slurs	Total Points Possible	Total Points
Scale #1: (list key)	4	2	1	1	8	
Arpeggio #1: (same as scale key)	4	2	1	1	8	
Scale #2: (list key)	2	2	1	1	6	
Arpeggio #2: (same as scale key)	2	2	1	1	6	
Scale #3: (list key)	4	2	1	1	8	
Arpeggio #3: (same as scale key)	2	2	1	1	6	
Total Points:					42	





Percentage Grade Earned

_____ / 42 x 100 = Percentage Score _____
(Total Points Earned) / (Total Points Possible)

**WSMTA MUSIC LITERACY PROGRAM: TECHNIQUE – VIOLIN
LEVEL 4**

STUDENT NAME _____ **TEACHER** _____

Student to have prepared one scale with tonic arpeggio from each group except #4—no arpeggio.
Student may choose keys from Groups 1, 2 and 3. Evaluator chooses either melodic or harmonic minor of Group 3 key. Metronome: 60-69

Scale/Arpeggio Key Groups	Octaves	Bowing of scales	Bowing of arpeggios
<u>Group 1:</u> Ab major Bb major B major	2	Slur four 	Slur two  or three triplet 
<u>Group 2:</u> Eb major E major F major	2		
<u>Group 3:</u> G melodic+harmonic minor D melodic+harmonic minor A melodic+harmonic minor	2		
<u>Group 4:</u> G chromatic	2	Slur two 	

Scoring:

- (Per area) 2-4 points if performed successfully; 50% of points if performed mostly correctly; 0 points if unsuccessful
- 2 attempts per scale/arpeggio are permitted; score based on best attempt

Scoring to be based on correct notes, steady pulse, maintaining slur patterns and good intonation (not off by more than a quarter-tone).	Correct Notes	Good Intonation	Steady Pulse	Slurs	Total Points Possible	Total Points
Scale #1: (list key)	4	2	1	1	8	
Arpeggio #1: (same as scale key)	4	2	1	1	8	
Scale #2: (list key)	2	2	1	1	6	
Arpeggio #2: (same as scale key)	2	2	1	1	6	
Scale #3: (list key)	4	2	1	1	8	
Arpeggio #3: (same as scale key)	2	2	1	1	6	
Scale #4: G chromatic	4	2	1	1	8	
Total Points:					50	









Percentage Grade Earned

_____ / 50 **x 100=** Percentage Score _____
(Total Points Earned) / (Total Points Possible)

**WSMTA MUSIC LITERACY PROGRAM: TECHNIQUE – VIOLIN
LEVEL 5**

STUDENT NAME _____ **TEACHER** _____

Student to have prepared one scale with tonic arpeggio from each group except #4—no arpeggio.
Student may choose keys from Groups 1, 2 and 3. Evaluator chooses either melodic or harmonic minor of Group 3 key. Metronome: 60-72

Scale/Arpeggio Key Groups	Octaves	Bowing of scales	Bowing of arpeggios
<u>Group 1:</u> Ab major B major Db major Eb major E major F major	2	Slur four  or eight 	Slur three triplet  or four 
<u>Group 2:</u> G major A major Bb major C major	3	Slur three triplet  or four 	
<u>Group 3:</u> G melodic+harmonic minor A melodic+harmonic minor B melodic+harmonic minor D melodic+harmonic minor	2	Slur four 	
<u>Group 4:</u> G chromatic	2	Slur two or four 	

Scoring:

- (Per area) 2-4 points if performed successfully; 50% of points if performed mostly correctly; 0 points if unsuccessful
- 2 attempts per scale/arpeggio are permitted; score based on best attempt

Scoring to be based on correct notes, steady pulse, maintaining slur patterns and good intonation (not off by more than a quarter-tone).	Correct Notes	Good Intonation	Steady Pulse	Slurs	Total Points Possible	Total Points
Scale #1: (list key)	2	2	1	1	6	
Arpeggio #1: (same as scale key)	2	2	1	1	6	
Scale #2: (list key)	4	2	1	1	8	
Arpeggio #2: (same as scale key)	4	2	1	1	8	
Scale #3: (list key)	4	2	1	1	8	
Arpeggio #3: (same as scale key)	2	2	1	1	6	
Scale #4: G chromatic	2	2	1	1	6	
Total Points:					48	








Percentage Grade Earned

_____ / 48 **x 100=** Percentage Score _____
(Total Points Earned) / (Total Points Possible)

**WSMTA MUSIC LITERACY PROGRAM: TECHNIQUE – VIOLIN
LEVEL 6**

STUDENT NAME _____ **TEACHER** _____

Student to have prepared one scale with tonic arpeggio from each group except #4—no arpeggio.
Student may choose keys from Groups 1, 2 and 3. Metronome: 60-72

Scale/Arpeggio Key Groups	Octaves	Bowing of scales	Bowing of arpeggios
<u>Group 1:</u> Eb major E major F major F# major	2	Slur four  or eight 	Slur three triplet  or four 
<u>Group 2:</u> Ab major A major Bb major B major C major	3	Slur three triplet  or four 	
<u>Group 3:</u> G melodic minor A melodic minor B melodic minor C melodic minor	3		
<u>Group 4:</u> G chromatic	2	Slur four 	

Scoring:

- (Per area) 2-6 points if performed successfully; 50% of points if performed mostly correctly; 0 points if unsuccessful
- 2 attempts per scale/arpeggio are permitted; score based on best attempt

Scoring to be based on correct notes, steady pulse, maintaining slur patterns and good intonation (not off by more than a quarter-tone).	Correct Notes	Good Intonation	Steady Pulse	Slurs	Total Points Possible	Total Points
Scale #1: (list key)	2	2	1	1	6	
Arpeggio #1: (same as scale key)	2	2	1	1	6	
Scale #2: (list key)	4	2	1	1	8	
Arpeggio #2: (same as scale key)	4	2	1	1	8	
Scale #3: (list key)	6	2	1	1	10	
Arpeggio #3: (same as scale key)	4	2	1	1	8	
Scale #4: G chromatic	2	2	1	1	6	
Total Points:					52	







Percentage Grade Earned

_____ / 52 **x 100=** Percentage Score _____
(Total Points Earned) / (Total Points Possible)

**WSMTA MUSIC LITERACY PROGRAM: TECHNIQUE – VIOLIN
LEVEL 7**

STUDENT NAME _____ **TEACHER** _____

Student to have prepared one scale with tonic and subdominant arpeggios from each group except #4—no arpeggio. **Student may choose keys from Groups 1, 2 and 3.** Metronome: 66-76

Scale/Arpeggio Key Groups	Octaves	Bowing of scales	Bowing of arpeggios
<u>Group 1:</u> Ab major Bb major B major C major D major	3	Slur two sets of triplet  , or eight 	Slur three triplet 
<u>Group 2:</u> <u>Melodic</u> minor in Gm, Am, Bm or Cm	3		
<u>Group 3:</u> <u>Harmonic</u> minor in Am, Bm, Cm, Dm or Em	2	Slur three triplet  or four 	
<u>Group 4:</u> G chromatic	3	Slur two or four 	

Scoring:

- (Per area) 2-6 points if performed successfully; 50% of points if performed mostly correctly; 0 points if unsuccessful
- 2 attempts per scale/arpeggio are permitted; score based on best attempt

Scoring to be based on correct notes, steady pulse, maintaining slur patterns and good intonation (not off by more than a quarter-tone).	Correct Notes	Good Intonation	Steady Pulse	Slurs	Total Points Possible	Total Points
Scale #1: (list key)	4	2	1	1	8	
Arpeggio #1a: (same as scale key)	4	2	1	1	8	
Arpeggio #1b: (same as scale key)	4	2	1	1	8	
Scale #2: (list key)	6	2	1	1	10	
Arpeggio #2a: (same as scale key)	4	2	1	1	8	
Arpeggio #2b: (same as scale key)	4	2	1	1	8	
Scale #3: (list key)	4	2	1	1	8	
Arpeggio #3a: (same as scale key)	2	2	1	1	6	
Arpeggio #3b: (same as scale key)	2	2	1	1	6	
Scale #4: G chromatic	4	2	1	1	8	
Total Points:					78	





Percentage Grade Earned

_____ / 78 x 100= Percentage Score _____
(Total Points Earned) / (Total Points Possible)

**WSMTA MUSIC LITERACY PROGRAM: TECHNIQUE – VIOLIN
LEVEL 8**

STUDENT NAME _____ **TEACHER** _____

Student to have prepared one scale with tonic and subdominant arpeggios from each group except #3—no arpeggio. **Student may choose keys from Groups 1, 2 and 3. Evaluator chooses either melodic or harmonic minor from Group 3.** Metronome: 66-76

Scale/Arpeggio Key Groups	Octaves	Bowing of scales	Bowing of arpeggios
<u>Group 1:</u> Db major Eb major E major F major F# major Gb major	3	Slur two sets of triplet  , or eight 	Slur three triplet 
<u>Group 2:</u> Melodic <u>or</u> harmonic minor in Bbm, C#m or F#m	3		
<u>Group 3:</u> Double-stopped-octaves scale in G major or A major	1	Slur two 	

Scoring:

- (Per area) 2-6 points if performed successfully; 50% of points if performed mostly correctly; 0 points if unsuccessful
- 2 attempts per scale/arpeggio are permitted; score based on best attempt

Scoring to be based on correct notes, steady pulse, maintaining slur patterns and good intonation (not off by more than a quarter-tone).	Correct Notes	Good Intonation	Steady Pulse	Slurs	Total Points Possible	Total Points
Scale #1: (list key)	6	2	1	1	10	
Arpeggio #1a: (same as scale key)	4	2	1	1	8	
Arpeggio #1b: (same as scale key)	4	2	1	1	8	
Scale #2: (list key)	6	2	1	1	10	
Arpeggio #2a: (same as scale key)	4	2	1	1	8	
Arpeggio #2b: (same as scale key)	4	2	1	1	8	
Scale #3: (list key)	2	4	1	1	8	
Total Points:					60	





Percentage Grade Earned

_____ / 60 x 100 = Percentage Score _____
 (Total Points Earned) / (Total Points Possible)

**WSMTA MUSIC LITERACY PROGRAM: TECHNIQUE – VIOLIN
LEVEL 9**

STUDENT NAME _____ **TEACHER** _____

Student to have prepared one scale with specified arpeggios from each group except #3—no arpeggio. **Student may choose keys from Groups 1, 2 and 3. Evaluator chooses either melodic or harmonic minor from Group 2.** Metronome: 72-88

Scale/Arpeggio Key Groups	Octaves	Bowing of scales	Bowing of arpeggios
Group 1: G major A major Bb major C major D major With seven modulating arpeggios*	3	Slur two sets of triplet  , or eight 	Slur three triplet 
Group 2: Melodic <u>or</u> harmonic minor in G, A, B, E, F# or D; tonic and subdominant arpeggios.	3		
Group 3: Double-stopped-thirds scale in Bb major or C major	1	Slur two 	

* Modulating arpeggios from Flesch Scale System where I is the root/tonic: I minor, I major, relative minor (VI), subdominant (IV), minor IV, dim7, I⁷, resolve to subdominant.

Scoring:

- (Per area) 2-6 points if performed successfully; 50% of points if performed mostly correctly; 0 points if unsuccessful
- 2 attempts per scale/arpeggio are permitted; score based on best attempt

Scoring to be based on correct notes, steady pulse, maintaining slur patterns and good intonation (not off by more than a quarter-tone).	Correct Notes	Good Intonation	Steady Pulse	Slurs	Total Points Possible	Total Points
Scale #1: (list key)	6	2	1	1	10	
Arpeggio #1a: minor	2	2	1	1	6	
Arpeggio #1b: major	2	2	1	1	6	
Arpeggio #1c: relative minor	2	2	1	1	6	
Arpeggio #1d: subdominant	2	2	1	1	6	
Arpeggio #1e: subdominant minor	2	2	1	1	6	
Arpeggio #1f: diminished 7 th	2	2	1	1	6	
Arpeggio #1g: dominant 7 th	2	2	1	1	6	
Scale #2: (list key)	6	2	1	1	10	
Arpeggio #2a: (same as scale key)	2	2	1	1	6	
Arpeggio #2b: (same as scale key)	2	2	1	1	6	
Scale #3: (list key)	2	4	1	1	8	
Total Points:					82	





Percentage Grade Earned

_____ / 82 x 100 = Percentage Score _____
(Total Points Earned) / (Total Points Possible)

**WSMTA MUSIC LITERACY PROGRAM: TECHNIQUE – VIOLIN
LEVEL 10**

STUDENT NAME _____ **TEACHER** _____

Student to have prepared one scale with specified arpeggios from each group except #3—no arpeggio.
Student may choose keys from Groups 1, 2 and 3. Metronome: 72-88

Scale/Arpeggio Key Groups	Octaves	Bowing of scales	Bowing of arpeggios
Group 1: Ab major B major Eb major E major F major With seven modulating arpeggios*	3	Slur two sets of triplet  , or eight 	Slur three triplet 
Group 2: Melodic minor in C, C#, D or F; tonic and subdominant arpeggios.	3		
Group 3: Double-stopped-thirds scale in A major, Bb major, C major or D major	2	Slur two 	

* Modulating arpeggios from Flesch Scale System where I is the root/tonic: I minor, I major, relative minor (VI), subdominant (IV), minor IV, dim7, I⁷, resolve to subdominant.

Scoring:

- (Per area) 2-6 points if performed successfully; 50% of points if performed mostly correctly; 0 points if unsuccessful
- 2 attempts per scale/arpeggio are permitted; score based on best attempt

Scoring to be based on correct notes, steady pulse, maintaining slur patterns and good intonation (not off by more than a quarter-tone).	Correct Notes	Good Intonation	Steady Pulse	Slurs	Total Points Possible	Total Points
Scale #1: (list key)	6	2	1	1	10	
Arpeggio #1a: minor	2	2	1	1	6	
Arpeggio #1b: major	2	2	1	1	6	
Arpeggio #1c: relative minor	2	2	1	1	6	
Arpeggio #1d: subdominant	2	2	1	1	6	
Arpeggio #1e: subdominant minor	2	2	1	1	6	
Arpeggio #1f: diminished 7 th	2	2	1	1	6	
Arpeggio #1g: dominant 7 th	2	2	1	1	6	
Scale #2: (list key)	6	2	1	1	10	
Arpeggio #2a: (same as scale key)	2	2	1	1	6	
Arpeggio #2b: (same as scale key)	2	2	1	1	6	
Scale #3: (list key)	2	4	1	1	8	
Total Points:					82	

Percentage Grade Earned




_____ / 82 **x 100=** Percentage Score _____
(Total Points Earned) / (Total Points Possible)

**WSMTA MUSIC LITERACY PROGRAM: TECHNIQUE – VIOLA
LEVEL 1**

STUDENT NAME _____ **TEACHER** _____

Student to have prepared one scale with tonic arpeggio from each group. **Student may choose keys from groups with multiple options.** Use whole bows on all (not scored).

Metronome: 60-69

Scale/Arpeggio Key Groups	Octaves	Bowing of scales	Bowing of arpeggios
<u>Group 1:</u> G major D major	1	Separate  or slur two 	Separate 
<u>Group 2:</u> C major	2		

Scoring:

- (Per area) 2-4 points if performed successfully; 50% of points if performed mostly correctly; 0 points if unsuccessful
- 2 attempts per scale/arpeggio are permitted; score based on best attempt

Scoring to be based on correct notes, steady pulse and good intonation (not off by more than a quarter-tone).	Correct Notes	Good Intonation	Steady Pulse	Total Points Possible	Total Points
Scale #1: (list key)	2	2	2	6	
Arpeggio #1: (same as scale key)	2	2	2	6	
Scale #2: C major	4	2	2	8	
Arpeggio #2: C major	4	2	2	8	
Total Points:				28	

Percentage Grade Earned



_____ / 28 **x 100=** Percentage Score _____
(Total Points Earned) / (Total Points Possible)

**WSMTA MUSIC LITERACY PROGRAM: TECHNIQUE – VIOLA
LEVEL 2**

STUDENT NAME _____ **TEACHER** _____

Student to have prepared one scale with tonic arpeggio from each group. **Student may choose keys from groups with multiple options.** Use whole bows on all (not scored).

Metronome: 60-69

Scale/Arpeggio Key Groups	Octaves	Bowing of scales	Bowing of arpeggios
<u>Group 1:</u> Bb major (lower octave) Eb major (lower octave)	1	Slur two 	Separate 
<u>Group 2:</u> C major D major F major (w/stretch at top, or one octave and a sixth)	2		
<u>Group 3:</u> Gm melodic minor starting from open string	1		

Scoring:

- (Per area) 2-4 points if performed successfully; 50% of points if performed mostly correctly; 0 points if unsuccessful
- 2 attempts per scale/arpeggio are permitted; score based on best attempt

Scoring to be based on correct notes, steady pulse, maintaining slur patterns and good intonation (not off by more than a quarter-tone).	Correct Notes	Good Intonation	Steady Pulse	Slurs	Total Points Possible	Total Points
Scale #1: (list key)	2	2	1	1	6	
Arpeggio #1: (same as scale key)	2	2	1	1	6	
Scale #2: (list key)	4	2	1	1	8	
Arpeggio #2: (same as scale key)	4	2	1	1	8	
Scale #3: G melodic minor	4	2	1	1	8	
Arpeggio #3: G melodic minor	2	2	1	1	6	
Total Points:					42	

Percentage Grade Earned



_____ / 42 **x 100=** Percentage Score _____
(Total Points Earned) / (Total Points Possible)

**WSMTA MUSIC LITERACY PROGRAM: TECHNIQUE – VIOLA
LEVEL 3**

STUDENT NAME _____ **TEACHER** _____

Student to have prepared one scale with tonic arpeggio from each group. **Student may choose keys from groups with multiple options.**

Metronome: 60-69

Scale/Arpeggio Key Groups	Octaves	Bowing of scales	Bowing of arpeggios
<u>Group 1:</u> D major Eb major F major G major	2	Slur two or four 	Slur two or three 
<u>Group 2:</u> Ab major (lower octave) Db major (lower octave) A major	1		
<u>Group 3:</u> C melodic minor G melodic minor D melodic minor	1		

Scoring:

- (Per area) 2-4 points if performed successfully; 50% of points if performed mostly correctly; 0 points if unsuccessful
- 2 attempts per scale/arpeggio are permitted; score based on best attempt

Scoring to be based on correct notes, steady pulse, maintaining slur patterns and good intonation (not off by more than a quarter-tone).	Correct Notes	Good Intonation	Steady Pulse	Slurs	Total Points Possible	Total Points
Scale #1: (list key)	4	2	1	1	8	
Arpeggio #1: (same as scale key)	4	2	1	1	8	
Scale #2: (list key)	2	2	1	1	6	
Arpeggio #2: (same as scale key)	2	2	1	1	6	
Scale #3: (list key)	4	2	1	1	8	
Arpeggio #3: (same as scale key)	2	2	1	1	6	
Total Points:					42	





Percentage Grade Earned

_____ / 42 **x 100=** Percentage Score _____
(Total Points Earned) / (Total Points Possible)

**WSMTA MUSIC LITERACY PROGRAM: TECHNIQUE – VIOLA
LEVEL 4**

STUDENT NAME _____ **TEACHER** _____

Student to have prepared one scale with tonic arpeggio from each group except #4—no arpeggio.
Student may choose keys from Groups 1, 2 and 3. Evaluator chooses either melodic or harmonic minor of Group 3 key. Metronome: 60-69

Scale/Arpeggio Key Groups	Octaves	Bowing of scales	Bowing of arpeggios
<u>Group 1:</u> Ab major A major Bb major	2	Slur four 	Slur two  or three triplet 
<u>Group 2:</u> Db major Eb major E major	2		
<u>Group 3:</u> C melodic+harmonic minor D melodic+harmonic minor G melodic+harmonic minor	2		
<u>Group 4:</u> C chromatic	2	Slur two 	

Scoring:

- (Per area) 2-4 points if performed successfully; 50% of points if performed mostly correctly; 0 points if unsuccessful
- 2 attempts per scale/arpeggio are permitted; score based on best attempt

Scoring to be based on correct notes, steady pulse, maintaining slur patterns and good intonation (not off by more than a quarter-tone).	Correct Notes	Good Intonation	Steady Pulse	Slurs	Total Points Possible	Total Points
Scale #1: (list key)	4	2	1	1	8	
Arpeggio #1: (same as scale key)	4	2	1	1	8	
Scale #2: (list key)	2	2	1	1	6	
Arpeggio #2: (same as scale key)	2	2	1	1	6	
Scale #3: (list key)	4	2	1	1	8	
Arpeggio #3: (same as scale key)	2	2	1	1	6	
Scale #4: C chromatic	4	2	1	1	8	
Total Points:					50	









Percentage Grade Earned

_____ / 50 **x 100=** Percentage Score _____
(Total Points Earned) / (Total Points Possible)

**WSMTA MUSIC LITERACY PROGRAM: TECHNIQUE – VIOLA
LEVEL 5**

STUDENT NAME _____ **TEACHER** _____

Student to have prepared one scale with tonic arpeggio from each group except #4—no arpeggio.
Student may choose keys from Groups 1, 2 and 3. Evaluator chooses either melodic or harmonic minor of Group 3 key. Metronome: 60-72

Scale/Arpeggio Key Groups	Octaves	Bowing of scales	Bowing of arpeggios
<u>Group 1:</u> Db major E major Gb major Ab major A major Bb major	2	Slur four  or eight 	Slur three triplet  or four 
<u>Group 2:</u> C major D major Eb major F major	3	Slur three triplet  or four 	
<u>Group 3:</u> C melodic+harmonic minor D melodic+harmonic minor E melodic+harmonic minor G melodic+harmonic minor	2	Slur four 	
<u>Group 4:</u> C chromatic	2	Slur two or four 	

Scoring:

- (Per area) 2-4 points if performed successfully; 50% of points if performed mostly correctly; 0 points if unsuccessful
- 2 attempts per scale/arpeggio are permitted; score based on best attempt

Scoring to be based on correct notes, steady pulse, maintaining slur patterns and good intonation (not off by more than a quarter-tone).	Correct Notes	Good Intonation	Steady Pulse	Slurs	Total Points Possible	Total Points
Scale #1: (list key)	2	2	1	1	6	
Arpeggio #1: (same as scale key)	2	2	1	1	6	
Scale #2: (list key)	4	2	1	1	8	
Arpeggio #2: (same as scale key)	4	2	1	1	8	
Scale #3: (list key)	4	2	1	1	8	
Arpeggio #3: (same as scale key)	2	2	1	1	6	
Scale #4: C chromatic	2	2	1	1	6	
Total Points:					48	








Percentage Grade Earned

_____ / 48 **x 100=** Percentage Score _____
(Total Points Earned) / (Total Points Possible)

**WSMTA MUSIC LITERACY PROGRAM: TECHNIQUE – VIOLA
LEVEL 6**

STUDENT NAME _____ **TEACHER** _____

Student to have prepared one scale with tonic arpeggio from each group except #4—no arpeggio.
Student may choose keys from Groups 1, 2 and 3. Metronome: 60-72

Scale/Arpeggio Key Groups	Octaves	Bowing of scales	Bowing of arpeggios
<u>Group 1:</u> Ab major A major Bb major B major	2	Slur four  or eight 	Slur three triplet  or four 
<u>Group 2:</u> Db major D major Eb major E major F major	3	Slur three triplet  or four 	
<u>Group 3:</u> C melodic minor D melodic minor E melodic minor F melodic minor	3		
<u>Group 4:</u> E harmonic minor G harmonic minor	2		
<u>Group 5:</u> C chromatic	2	Slur four 	

Scoring:

- (Per area) 2-6 points if performed successfully; 50% of points if performed mostly correctly; 0 points if unsuccessful
- 2 attempts per scale/arpeggio are permitted; score based on best attempt

Scoring to be based on correct notes, steady pulse, maintaining slur patterns and good intonation (not off by more than a quarter-tone).	Correct Notes	Good Intonation	Steady Pulse	Slurs	Total Points Possible	Total Points
Scale #1: (list key)	2	2	1	1	6	
Arpeggio #1: (same as scale key)	2	2	1	1	6	
Scale #2: (list key)	4	2	1	1	8	
Arpeggio #2: (same as scale key)	4	2	1	1	8	
Scale #3: (list key)	6	2	1	1	10	
Arpeggio #3: (same as scale key)	4	2	1	1	8	
Scale #4: (list key)	4	2	1	1	8	
Arpeggio #4: (same as scale key)	2	2	1	1	6	
Scale #5: C chromatic	2	2	1	1	6	
Total Points:					66	

Percentage Grade Earned

_____ / 66 **x 100=** Percentage Score _____
(Total Points Earned) / (Total Points Possible)







**WSMTA MUSIC LITERACY PROGRAM: TECHNIQUE – VIOLA
LEVEL 7**

STUDENT NAME _____ **TEACHER** _____

Student to have prepared one scale with tonic and subdominant arpeggios from each group except #4—no arpeggio. **Student may choose keys from Groups 1, 2 and 3.** Metronome: 66-76

Bowing for scales as marked.

Bowing for arpeggios: Slur one set of triplet eighths.

Scale/Arpeggio Key Groups	Octaves	Bowing of scales	Bowing of arpeggios
<u>Group 1:</u> Db major D major Eb major E major F major G major	3	Slur two sets of triplet  , or eight 	Slur three triplet 
<u>Group 2:</u> <u>Melodic</u> minor in Cm, Dm, Em or Fm	3		
<u>Group 3:</u> <u>Harmonic</u> minor in Em or Gm	2	Slur three triplet  or four 	
<u>Group 4:</u> C chromatic	3	Slur two or four 	

Scoring:

- (Per area) 2-6 points if performed successfully; 50% of points if performed mostly correctly; 0 points if unsuccessful
- 2 attempts per scale/arpeggio are permitted; score based on best attempt

Scoring to be based on correct notes, steady pulse, maintaining slur patterns and good intonation (not off by more than a quarter-tone).	Correct Notes	Good Intonation	Steady Pulse	Slurs	Total Points Possible	Total Points
Scale #1: (list key)	4	2	1	1	8	
Arpeggio #1a: (same as scale key)	4	2	1	1	8	
Arpeggio #1b: (same as scale key)	4	2	1	1	8	
Scale #2: (list key)	6	2	1	1	10	
Arpeggio #2a: (same as scale key)	4	2	1	1	8	
Arpeggio #2b: (same as scale key)	4	2	1	1	8	
Scale #3: (list key)	4	2	1	1	8	
Arpeggio #3a: (same as scale key)	2	2	1	1	6	
Arpeggio #3b: (same as scale key)	2	2	1	1	6	
Scale #4: C chromatic	4	2	1	1	8	
Total Points:					78	





Percentage Grade Earned

_____ / 78 **x 100=** Percentage Score _____
(Total Points Earned) / (Total Points Possible)

**WSMTA MUSIC LITERACY PROGRAM: TECHNIQUE – VIOLA
LEVEL 8**

STUDENT NAME _____ **TEACHER** _____

Student to have prepared one scale with tonic and subdominant arpeggios from each group except #3—no arpeggio. **Student may choose keys from Groups 1, 2 and 3. Evaluator chooses either melodic or harmonic minor from Group 3.** Metronome: 66-76

Scale/Arpeggio Key Groups	Octaves	Bowing of scales	Bowing of arpeggios
<u>Group 1:</u> Db major D major Eb major E major F major G major	3	Slur two sets of triplet  , or eight 	Slur three triplet 
<u>Group 2:</u> Melodic <u>or</u> harmonic minor in Cm, Dm, Em, Fm, or Gm	3		
<u>Group 3:</u> Double-stopped-octaves scale in C major or D major	1	Slur two 	

Scoring:

- (Per area) 2-6 points if performed successfully; 50% of points if performed mostly correctly; 0 points if unsuccessful
- 2 attempts per scale/arpeggio are permitted; score based on best attempt

Scoring to be based on correct notes, steady pulse, maintaining slur patterns and good intonation (not off by more than a quarter-tone).	Correct Notes	Good Intonation	Steady Pulse	Slurs	Total Points Possible	Total Points
Scale #1: (list key)	6	2	1	1	10	
Arpeggio #1a: (same as scale key)	4	2	1	1	8	
Arpeggio #1b: (same as scale key)	4	2	1	1	8	
Scale #2: (list key)	6	2	1	1	10	
Arpeggio #2a: (same as scale key)	4	2	1	1	8	
Arpeggio #2b: (same as scale key)	4	2	1	1	8	
Scale #3: (list key)	2	4	1	1	8	
Total Points:					60	

Percentage Grade Earned





_____ / 60 x 100 = Percentage Score _____
 (Total Points Earned) / (Total Points Possible)

**WSMTA MUSIC LITERACY PROGRAM: TECHNIQUE – VIOLA
LEVEL 9**

STUDENT NAME _____ **TEACHER** _____

Student to have prepared one scale with specified arpeggios from each group except #3—no arpeggio.

Student may choose keys from Groups 1, 2 and 3. Evaluator chooses either melodic or harmonic minor from Group 2. Metronome: 72-88

Scale/Arpeggio Key Groups	Octaves	Bowing of scales	Bowing of arpeggios
Group 1: Db major D major Eb major E major F major G major With seven modulating arpeggios*	3	Slur two sets of triplet  , or eight 	Slur three triplet 
Group 2: Melodic <u>or</u> harmonic minor in C, D, E, F, or G; tonic <u>and</u> subdominant arpeggios.	3		
Group 3: Double-stopped-thirds scale in Eb major or F major	1	Slur two 	

* Modulating arpeggios from Flesch Scale System where I is the root/tonic: I minor, I major, relative minor (VI), subdominant (IV), minor IV, dim7, I⁷, resolve to subdominant.

Scoring:

- (Per area) 2-6 points if performed successfully; 50% of points if performed mostly correctly; 0 points if unsuccessful
- 2 attempts per scale/arpeggio are permitted; score based on best attempt

Scoring to be based on correct notes, steady pulse, maintaining slur patterns and good intonation (not off by more than a quarter-tone).	Correct Notes	Good Intonation	Steady Pulse	Slurs	Total Points Possible	Total Points
Scale #1: (list key)	6	2	1	1	10	
Arpeggio #1a: minor	2	2	1	1	6	
Arpeggio #1b: major	2	2	1	1	6	
Arpeggio #1c: relative minor	2	2	1	1	6	
Arpeggio #1d: subdominant	2	2	1	1	6	
Arpeggio #1e: subdominant minor	2	2	1	1	6	
Arpeggio #1f: diminished 7 th	2	2	1	1	6	
Arpeggio #1g: dominant 7 th	2	2	1	1	6	
Scale #2: (list key)	6	2	1	1	10	
Arpeggio #2a: (same as scale key)	2	2	1	1	6	
Arpeggio #2b: (same as scale key)	2	2	1	1	6	
Scale #3: (list key)	2	4	1	1	8	
Total Points:					82	





Percentage Grade Earned

_____ / 82 **x 100= Percentage Score** _____
(Total Points Earned) / (Total Points Possible)

**WSMTA MUSIC LITERACY PROGRAM: TECHNIQUE – VIOLA
LEVEL 10**

STUDENT NAME _____ **TEACHER** _____

Student to have prepared one scale with specified arpeggios from each group except #3—no arpeggio.
Student may choose keys from Groups 1, 2 and 3. Metronome: 72-88

Scale/Arpeggio Key Groups	Octaves	Bowing of scales	Bowing of arpeggios
Group 1: Db major D major Eb major E major F major G major With seven modulating arpeggios*	3	Slur two sets of triplet  , or eight 	Slur three triplet 
Group 2: Melodic <u>or</u> harmonic minor in C, D, E, F or G; tonic and subdominant arpeggios.	3		
Group 3: Double-stopped-thirds <u>or</u> –octaves scale in any key.	2	Slur two 	

* Modulating arpeggios from Flesch Scale System where I is the root/tonic: I minor, I major, relative minor (VI), subdominant (IV), minor IV, dim7, I⁷, resolve to subdominant.

Scoring:

- (Per area) 2-6 points if performed successfully; 50% of points if performed mostly correctly; 0 points if unsuccessful
- 2 attempts per scale/arpeggio are permitted; score based on best attempt

Scoring to be based on correct notes, steady pulse, maintaining slur patterns and good intonation (not off by more than a quarter-tone).	Correct Notes	Good Intonation	Steady Pulse	Slurs	Total Points Possible	Total Points
Scale #1: (list key)	6	2	1	1	10	
Arpeggio #1a: minor	2	2	1	1	6	
Arpeggio #1b: major	2	2	1	1	6	
Arpeggio #1c: relative minor	2	2	1	1	6	
Arpeggio #1d: subdominant	2	2	1	1	6	
Arpeggio #1e: subdominant minor	2	2	1	1	6	
Arpeggio #1f: diminished 7 th	2	2	1	1	6	
Arpeggio #1g: dominant 7 th	2	2	1	1	6	
Scale #2: (list key)	6	2	1	1	10	
Arpeggio #2a: (same as scale key)	2	2	1	1	6	
Arpeggio #2b: (same as scale key)	2	2	1	1	6	
Scale #3: (list key)	2	4	1	1	8	
Total Points:					82	

Percentage Grade Earned




_____ / 82 **x 100= Percentage Score** _____
(Total Points Earned) / (Total Points Possible)

**WSMTA MUSIC LITERACY PROGRAM: TECHNIQUE – CELLO
LEVEL 1**

STUDENT NAME _____ **TEACHER** _____

Student to have prepared one scale with tonic arpeggio from each group. **Student may choose keys from groups with multiple options.** Use half or whole bows on all (not scored).

Metronome: 60-69

Scale/Arpeggio Key Groups	Octaves	Bowing of scales	Bowing of arpeggios
<u>Group 1:</u> G major D major F major	1	Separate  or slur two 	Separate 
<u>Group 2:</u> C major	2		

Scoring:

- (Per area) 2-4 points if performed successfully; 50% of points if performed mostly correctly; 0 points if unsuccessful
- 2 attempts per scale/arpeggio are permitted; score based on best attempt

Scoring to be based on correct notes, steady pulse and good intonation (not off by more than a quarter-tone).	Correct Notes	Good Intonation	Steady Pulse	Total Points Possible	Total Points
Scale #1: (list key)	2	2	2	6	
Arpeggio #1: (same as scale key)	2	2	2	6	
Scale #2: C major	4	2	2	8	
Arpeggio #2: C major	4	2	2	8	
Total Points:				28	

Percentage Grade Earned




_____ / 28 **x 100=** Percentage Score _____
(Total Points Earned) / (Total Points Possible)

**WSMTA MUSIC LITERACY PROGRAM: TECHNIQUE – CELLO
LEVEL 2**

STUDENT NAME _____ **TEACHER** _____

Student to have prepared one scale with tonic arpeggio from each group. **Student may choose keys from groups with multiple options.** Use half or whole bows on all (not scored).

Metronome: 60-69

Scale/Arpeggio Key Groups	Octaves	Bowing of scales	Bowing of arpeggios
<u>Group 1:</u> A major Bb major Eb major	1	Separate  or slur two 	Separate 
<u>Group 2:</u> C major D major	2		
<u>Group 3:</u> G melodic minor	1		

Scoring:

- (Per area) 2-4 points if performed successfully; 50% of points if performed mostly correctly; 0 points if unsuccessful
- 2 attempts per scale/arpeggio are permitted; score based on best attempt

Scoring to be based on correct notes, steady pulse, maintaining slur patterns and good intonation (not off by more than a quarter-tone).	Correct Notes	Good Intonation	Steady Pulse	Slurs	Total Points Possible	Total Points
Scale #1: (list key)	2	2	1	1	6	
Arpeggio #1: (same as scale key)	2	2	1	1	6	
Scale #2: (list key)	4	2	1	1	8	
Arpeggio #2: (same as scale key)	4	2	1	1	8	
Scale #3: G melodic minor	4	2	1	1	8	
Arpeggio #3: G melodic minor	2	2	1	1	6	
Total Points:					42	

Percentage Grade Earned



_____ / 42 **x 100=** Percentage Score _____
(Total Points Earned) / (Total Points Possible)

**WSMTA MUSIC LITERACY PROGRAM: TECHNIQUE – CELLO
LEVEL 3**

STUDENT NAME _____ **TEACHER** _____

Student to have prepared one scale with tonic arpeggio from each group. **Student may choose keys from groups with multiple options.**

Metronome: 60-69

Scale/Arpeggio Key Groups	Octaves	Bowing of scales	Bowing of arpeggios
<u>Group 1:</u> A major Eb major F major	2	Slur two or four 	Slur two or three 
<u>Group 2:</u> C melodic minor D melodic minor	2		

Scoring:

- (Per area) 2-4 points if performed successfully; 50% of points if performed mostly correctly; 0 points if unsuccessful
- 2 attempts per scale/arpeggio are permitted; score based on best attempt

Scoring to be based on correct notes, steady pulse, maintaining slur patterns and good intonation (not off by more than a quarter-tone).	Correct Notes	Good Intonation	Steady Pulse	Slurs	Total Points Possible	Total Points
Scale #1: (list key)	2	2	1	1	6	
Arpeggio #1: (same as scale key)	2	2	1	1	6	
Scale #2: (list key)	4	2	1	1	8	
Arpeggio #2: (same as scale key)	2	2	1	1	6	
Total Points:					26	




Percentage Grade Earned

_____ / 26 **x 100=** Percentage Score _____
(Total Points Earned) / (Total Points Possible)

**WSMTA MUSIC LITERACY PROGRAM: TECHNIQUE – CELLO
LEVEL 4**

STUDENT NAME _____ **TEACHER** _____

Student to have prepared one scale with tonic arpeggio from each group except #4—no arpeggio.
Student may choose keys from Groups 1, 2 and 3 and type of minor in Group 3. Metronome: 60-69

Scale/Arpeggio Key Groups	Octaves	Bowing of scales	Bowing of arpeggios
<u>Group 1:</u> Ab major Bb major	2	Slur two or four 	Slur two  or three triplet 
<u>Group 2:</u> Melodic <u>or</u> harmonic minor: Am Em	2		
<u>Group 3:</u> G chromatic, start on G string	1		

Scoring:

- (Per area) 2-4 points if performed successfully; 50% of points if performed mostly correctly; 0 points if unsuccessful
- 2 attempts per scale/arpeggio are permitted; score based on best attempt

Scoring to be based on correct notes, steady pulse, maintaining slur patterns and good intonation (not off by more than a quarter-tone).	Correct Notes	Good Intonation	Steady Pulse	Slurs	Total Points Possible	Total Points
Scale #1: (list key)	2	2	1	1	6	
Arpeggio #1: (same as scale key)	2	2	1	1	6	
Scale #2: (list key)	4	2	1	1	8	
Arpeggio #2: (same as scale key)	4	2	1	1	8	
Scale #3: (list key)	4	2	1	1	8	
Arpeggio #3: (same as scale key)	2	2	1	1	6	
Total Points:					42	

Percentage Grade Earned




_____ / 42 **x 100=** Percentage Score _____
 (Total Points Earned) / (Total Points Possible)

**WSMTA MUSIC LITERACY PROGRAM: TECHNIQUE – CELLO
LEVEL 5**

STUDENT NAME _____ **TEACHER** _____

Student to have prepared one scale with tonic arpeggio from each group except #5—no arpeggio.
Student may choose keys from Groups 1-4. Evaluator choose either harmonic or melodic minor for Groups 2 and 4.

Metronome: 60-72

Scale/Arpeggio Key Groups	Octaves	Bowing of scales	Bowing of arpeggios
<u>Group 1:</u> E major F# major	2	Slur four or eight 	Slur three triplet 
<u>Group 2:</u> Melodic <u>or</u> harmonic minor: Am, Bm, Cm, Dm, Gm	2		
<u>Group 3:</u> A major E major G major	3		
<u>Group 4:</u> Melodic <u>or</u> harmonic minor: Cm Dm Gm	3		
<u>Group 5:</u> C chromatic	2	Slur two, three or four 	

Scoring:

- (Per area) 2-6 points if performed successfully; 50% of points if performed mostly correctly; 0 points if unsuccessful
- 2 attempts per scale/arpeggio are permitted; score based on best attempt

Scoring to be based on correct notes, steady pulse, maintaining slur patterns and good intonation (not off by more than a quarter-tone).	Correct Notes	Good Intonation	Steady Pulse	Slurs	Total Points Possible	Total Points
Scale #1: (list key)	2	2	1	1	6	
Arpeggio #1: (same as scale key)	2	2	1	1	6	
Scale #2: (list key)	4	2	1	1	8	
Arpeggio #2: (same as scale key)	2	2	1	1	6	
Scale #3: (list key)	4	2	1	1	8	
Arpeggio #3: (same as scale key)	4	2	1	1	8	
Scale #4: (list key)	6	2	1	1	10	
Arpeggio #4: (same as scale key)	4	2	1	1	8	
Scale #5: C chromatic	2	2	1	1	6	
Total Points:					66	

Percentage Grade Earned






_____ / 66 x 100 = Percentage Score _____
(Total Points Earned) / (Total Points Possible)

**WSMTA MUSIC LITERACY PROGRAM: TECHNIQUE – CELLO
LEVEL 6**

STUDENT NAME _____ **TEACHER** _____

Student to have prepared one scale with tonic arpeggio from each group except #5—no arpeggio.
Student may choose keys from Groups 1-4. Evaluator choose either harmonic or melodic minor for Groups 2 and 4.

Metronome: 60-72

Scale/Arpeggio Key Groups	Octaves	Bowing of scales	Bowing of arpeggios
<u>Group 1:</u> Ab major C#/Db major	2	Slur four  or eight 	Slur three triplet  or four 
<u>Group 2:</u> Melodic <u>or</u> harmonic minor: Eb Em	2		
<u>Group 3:</u> D major Eb major F major	3		
<u>Group 4:</u> Melodic <u>or</u> harmonic minor: Am Em	3		
<u>Group 5:</u> G chromatic	2	Slur four 	

Scoring:

- (Per area) 2-6 points if performed successfully; 50% of points if performed mostly correctly; 0 points if unsuccessful
- 2 attempts per scale/arpeggio are permitted; score based on best attempt

Scoring to be based on correct notes, steady pulse, maintaining slur patterns and good intonation (not off by more than a quarter-tone).	Correct Notes	Good Intonation	Steady Pulse	Slurs	Total Points Possible	Total Points
Scale #1: (list key)	2	2	1	1	6	
Arpeggio #1: (same as scale key)	2	2	1	1	6	
Scale #2: (list key)	4	2	1	1	8	
Arpeggio #2: (same as scale key)	4	2	1	1	8	
Scale #3: (list key)	6	2	1	1	10	
Arpeggio #3: (same as scale key)	4	2	1	1	8	
Scale #4: G chromatic	2	2	1	1	6	
Total Points:					52	

Percentage Grade Earned





_____ / 52 **x 100=** Percentage Score _____
(Total Points Earned) / (Total Points Possible)

**WSMTA MUSIC LITERACY PROGRAM: TECHNIQUE – CELLO
LEVEL 7**

STUDENT NAME _____ **TEACHER** _____

Student to have prepared one scale with tonic arpeggio from each group except #5—no arpeggio.
Student may choose keys from Groups 3-4. Evaluator choose either harmonic or melodic minor for Groups 2 and 4.

Metronome: 66-76

Scale/Arpeggio Key Groups	Octaves	Bowing of scales	Bowing of arpeggios
<u>Group 1:</u> B major	2	Slur four  or eight 	Slur three triplet 
<u>Group 2:</u> Fm, melodic <u>or</u> harmonic form	2		
<u>Group 3:</u> C#/Db major F# major G major	3		
<u>Group 4:</u> Melodic <u>or</u> harmonic minor in C#/Dbm or Fm	3		
<u>Group 5:</u> D chromatic	2	Slur two, three or four 	

Scoring:

- (Per area) 2-6 points if performed successfully; 50% of points if performed mostly correctly; 0 points if unsuccessful
- 2 attempts per scale/arpeggio are permitted; score based on best attempt

Scoring to be based on correct notes, steady pulse, maintaining slur patterns and good intonation (not off by more than a quarter-tone).	Correct Notes	Good Intonation	Steady Pulse	Slurs	Total Points Possible	Total Points
Scale #1: B major	2	2	1	1	6	
Arpeggio #1: (same as scale key)	2	2	1	1	6	
Scale #2: Fm	4	2	1	1	8	
Arpeggio #2: (same as scale key)	2	2	1	1	6	
Scale #3: (list key)	4	2	1	1	8	
Arpeggio #3: (same as scale key)	4	2	1	1	8	
Scale #4: (list key)	6	2	1	1	10	
Arpeggio #4: (same as scale key)	4	2	1	1	8	
Scale #5: D chromatic	2	2	1	1	6	
Total Points:					66	




Percentage Grade Earned

_____ / 66 x 100 = Percentage Score _____
(Total Points Earned) / (Total Points Possible)

**WSMTA MUSIC LITERACY PROGRAM: TECHNIQUE – CELLO
LEVEL 8**

STUDENT NAME _____ **TEACHER** _____

Student to have prepared one scale with tonic arpeggio from each group except #5—no arpeggio.
Student may choose keys from Groups 1-4. Examiner chooses type of minor in Groups 2 and 4.
 Metronome: 66-76

Scale/Arpeggio Key Groups	Octaves	Bowing of scales	Bowing of arpeggios
<u>Group 1:</u> Ab major A major G major	3	Slur four  or eight 	Slur three triplet 
<u>Group 2:</u> Melodic or harmonic minor in F or G#	3		
<u>Group 3:</u> C major D major Eb major F major	4		
<u>Group 4:</u> Melodic or harmonic minor in C or D	4		
<u>Group 5:</u> C major, double-stopped 3rds	1	Separate bows	

Scoring:

- (Per area) 2-6 points if performed successfully; 50% of points if performed mostly correctly; 0 points if unsuccessful
- 2 attempts per scale/arpeggio are permitted; score based on best attempt

Scoring to be based on correct notes, steady pulse, maintaining slur patterns and good intonation (not off by more than a quarter-tone).	Correct Notes	Good Intonation	Steady Pulse	Slurs	Total Points Possible	Total Points
Scale #1: (list key)	2	2	1	1	6	
Arpeggio #1: (same as scale key)	2	2	1	1	6	
Scale #2: (list key)	4	2	1	1	8	
Arpeggio #2: (same as scale key)	2	2	1	1	6	
Scale #3: (list key)	4	2	1	1	8	
Arpeggio #3: (same as scale key)	4	2	1	1	8	
Scale #4: (list key)	6	2	1	1	10	
Arpeggio #4: (same as scale key)	4	2	1	1	8	
Scale #5: C major double-stopped thirds	2	4	1		7	
Total Points:					67	




Percentage Grade Earned

_____ / 67 x 100 = Percentage Score _____
 (Total Points Earned) / (Total Points Possible)

**WSMTA MUSIC LITERACY PROGRAM: TECHNIQUE – CELLO
LEVEL 9**

STUDENT NAME _____ **TEACHER** _____

Student to have prepared one scale with tonic arpeggio from each group except #5—no arpeggio.
Student may choose keys from Groups 1-4. Examiner chooses type of minor in Groups 2 and 4.
 Metronome: 66-76

Scale/Arpeggio Key Groups	Octaves	Bowing of scales	Bowing of arpeggios
<u>Group 1:</u> Bb major B major	3	Slur four  or eight 	Slur three triplet 
<u>Group 2:</u> Melodic or harmonic minor in Ab, A or G	3		
<u>Group 3:</u> C#/Db major E major F# major G major	4		
<u>Group 4:</u> Melodic or harmonic minor in C#, Eb or E	4		
<u>Group 5:</u> G major, double-stopped 6ths	1	Separate bows	

Scoring:

- (Per area) 2-6 points if performed successfully; 50% of points if performed mostly correctly; 0 points if unsuccessful
- 2 attempts per scale/arpeggio are permitted; score based on best attempt

Scoring to be based on correct notes, steady pulse, maintaining slur patterns and good intonation (not off by more than a quarter-tone).	Correct Notes	Good Intonation	Steady Pulse	Slurs	Total Points Possible	Total Points
Scale #1: (list key)	2	2	1	1	6	
Arpeggio #1: (same as scale key)	2	2	1	1	6	
Scale #2: (list key)	4	2	1	1	8	
Arpeggio #2: (same as scale key)	2	2	1	1	6	
Scale #3: (list key)	4	2	1	1	8	
Arpeggio #3: (same as scale key)	4	2	1	1	8	
Scale #4: (list key)	6	2	1	1	10	
Arpeggio #4: (same as scale key)	4	2	1	1	8	
Scale #5: G major D.S. 6ths	2	4	1		7	
Total Points:					67	



Percentage Grade Earned

_____ / 67 x 100 = Percentage Score _____
 (Total Points Earned) / (Total Points Possible)

**WSMTA MUSIC LITERACY PROGRAM: TECHNIQUE – CELLO
LEVEL 10**

STUDENT NAME _____ **TEACHER** _____

Student to have prepared one scale with tonic arpeggio from each group except #5—no arpeggio.
Student may choose keys from Groups 1-4. Examiner chooses type of minor in Groups 2 and 4.
 Metronome: 72-88

Scale/Arpeggio Key Groups	Octaves	Bowing of scales	Bowing of arpeggios
<u>Group 1:</u> Any major key	3	Slur eight 	Slur six as two sets of triplet 
<u>Group 2:</u> Any minor key, melodic <u>or</u> harmonic	3		
<u>Group 3:</u> Ab major A major Bb major B major	4		
<u>Group 4:</u> Melodic or harmonic minor in F, F# or G	4		
<u>Group 5:</u> Double-stop octaves in thumb position, any major key	2	Separate bows	

Scoring:

- (Per area) 2-6 points if performed successfully; 50% of points if performed mostly correctly; 0 points if unsuccessful
- 2 attempts per scale/arpeggio are permitted; score based on best attempt

Scoring to be based on correct notes, steady pulse, maintaining slur patterns and good intonation (not off by more than a quarter-tone).	Correct Notes	Good Intonation	Steady Pulse	Slurs	Total Points Possible	Total Points
Scale #1: (list key)	2	2	1	1	6	
Arpeggio #1: (same as scale key)	2	2	1	1	6	
Scale #2: (list key)	4	2	1	1	8	
Arpeggio #2: (same as scale key)	2	2	1	1	6	
Scale #3: (list key)	4	2	1	1	8	
Arpeggio #3: (same as scale key)	4	2	1	1	8	
Scale #4: (list key)	6	2	1	1	10	
Arpeggio #4: (same as scale key)	4	2	1	1	8	
Scale #5: (list key)	4	4	1		9	
Total Points:					69	

Percentage Grade Earned




_____ / 69 x 100 = Percentage Score _____
 (Total Points Earned) / (Total Points Possible)

**WSMTA MUSIC LITERACY PROGRAM: TECHNIQUE – DOUBLE BASS
LEVEL 1**

STUDENT NAME _____ **TEACHER** _____

Student to have prepared one scale with tonic arpeggio from each group. **Student may choose keys from groups with multiple options.**

Metronome: 60-69

Scale/Arpeggio Key Groups	Octaves	Bowing of scales	Bowing of arpeggios
<u>Group 1:</u> G major Bb major F major	1	Separate  or slur two 	Separate 
<u>Group 2:</u> Five-note pattern in Thumb position (“D,E,F#,G,A,G,F#,E,D” repeat) or on the G string (“G,A,B,C,D,C,B,A,G” repeat).			

Scoring:

- (Per area) 2-4 points if performed successfully; 50% of points if performed mostly correctly; 0 points if unsuccessful
- 2 attempts per scale/arpeggio are permitted; score based on best attempt

Scoring to be based on correct notes, steady pulse and good intonation (not off by more than a quarter-tone).	Correct Notes	Good Intonation	Steady Pulse	Total Points Possible	Total Points
Scale #1: (list key)	2	2	2	6	
Arpeggio #1: (same as scale key)	2	2	2	6	
Scale #2: (list key)	4	2	2	8	
Total Points:				20	

Percentage Grade Earned




_____ / 20 **x 100=** Percentage Score _____
(Total Points Earned) / (Total Points Possible)

**WSMTA MUSIC LITERACY PROGRAM: TECHNIQUE – DOUBLE BASS
LEVEL 2**

STUDENT NAME _____ **TEACHER** _____

Student to have prepared one scale with tonic arpeggio from each group. **Student may choose keys from groups with multiple options.**

Metronome: 60-69

Scale/Arpeggio Key Groups	Octaves	Bowing of scales	Bowing of arpeggios
<u>Group 1:</u> D major Bb major	1	Separate  or	Separate 
<u>Group 2:</u> G major C major	2		
<u>Group 3:</u> A melodic minor	1	Slur two 	

Scoring:

- (Per area) 2-4 points if performed successfully; 50% of points if performed mostly correctly; 0 points if unsuccessful
- 2 attempts per scale/arpeggio are permitted; score based on best attempt

Scoring to be based on correct notes, steady pulse, maintaining slur patterns and good intonation (not off by more than a quarter-tone).	Correct Notes	Good Intonation	Steady Pulse	Slurs	Total Points Possible	Total Points
Scale #1: (list key)	2	2	1	1	6	
Arpeggio #1: (same as scale key)	2	2	1	1	6	
Scale #2: (list key)	4	2	1	1	8	
Arpeggio #2: (same as scale key)	4	2	1	1	8	
Scale #3: A melodic minor	4	2	1	1	8	
Arpeggio #3: A melodic minor	2	2	1	1	6	
Total Points:					42	

Percentage Grade Earned



_____ / 42 **x 100=** Percentage Score _____
(Total Points Earned) / (Total Points Possible)

**WSMTA MUSIC LITERACY PROGRAM: TECHNIQUE – DOUBLE BASS
LEVEL 3**

STUDENT NAME _____ **TEACHER** _____

Student to have prepared one scale with tonic arpeggio from each group. **Student may choose keys from groups with multiple options.**

Metronome: 60-69

Scale/Arpeggio Key Groups	Octaves	Bowing of scales	Bowing of arpeggios
<u>Group 1:</u> C, D, F or G major	2	Slur two or four 	Slur two or three 
<u>Group 2:</u> B or E major	1		
<u>Group 3:</u> G or D melodic minor	1		

Scoring:

- (Per area) 2-4 points if performed successfully; 50% of points if performed mostly correctly; 0 points if unsuccessful
- 2 attempts per scale/arpeggio are permitted; score based on best attempt

Scoring to be based on correct notes, steady pulse, maintaining slur patterns and good intonation (not off by more than a quarter-tone).	Correct Notes	Good Intonation	Steady Pulse	Slurs	Total Points Possible	Total Points
Scale #1: (list key)	4	2	1	1	8	
Arpeggio #1: (same as scale key)	4	2	1	1	8	
Scale #2: (list key)	2	2	1	1	6	
Arpeggio #2: (same as scale key)	2	2	1	1	6	
Scale #3: (list key)	4	2	1	1	8	
Arpeggio #3: (same as scale key)	2	2	1	1	6	
Total Points:					42	

Percentage Grade Earned

_____ / 42 **x 100=** Percentage Score _____
(Total Points Earned) / (Total Points Possible)



**WSMTA MUSIC LITERACY PROGRAM: TECHNIQUE – DOUBLE BASS
LEVEL 4**

STUDENT NAME _____ **TEACHER** _____

Student to have prepared one scale with tonic arpeggio from each group except Group 3 (no arpeggio).

Student may choose keys from Groups 1 and 2.

Metronome: 60-69

Scale/Arpeggio Key Groups	Octaves	Bowing of scales	Bowing of arpeggios
<u>Group 1:</u> E, F, G, Bb or C major	2	Slur four 	Slur one set of triplet 
<u>Group 2:</u> Dm, Em or Gm, melodic form	2		
<u>Group 3:</u> G or A chromatic	1		

Scoring:

- (Per area) 2-4 points if performed successfully; 50% of points if performed mostly correctly; 0 points if unsuccessful
- 2 attempts per scale/arpeggio are permitted; score based on best attempt

Scoring to be based on correct notes, steady pulse, maintaining slur patterns and good intonation (not off by more than a quarter-tone).	Correct Notes	Good Intonation	Steady Pulse	Slurs	Total Points Possible	Total Points
Scale #1: (list key)	2	2	1	1	6	
Arpeggio #1: (same as scale key)	2	2	1	1	8	
Scale #2: (list key)	4	2	1	1	8	
Arpeggio #2: (same as scale key)	4	2	1	1	8	
Scale #3: (list key)	2	4	1	1	8	
Total Points:					38	



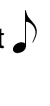


Percentage Grade Earned

_____ / 38 **x 100=** Percentage Score _____
(Total Points Earned) / (Total Points Possible)

**WSMTA MUSIC LITERACY PROGRAM: TECHNIQUE – DOUBLE BASS
LEVEL 5**

STUDENT NAME _____ **TEACHER** _____

Student to have prepared one scale with tonic arpeggio from each group except #4—no arpeggio.
Student may choose keys from Groups 2 and 3. Evaluator chooses either melodic or harmonic minor of Group 3 key. Metronome: 60-69

Scale/Arpeggio Key Groups	Octaves	Bowing of scales	Bowing of arpeggios
<u>Group 1:</u> G major	3	Slur four  or eight 	Slur three triplet  or four 
<u>Group 2:</u> A major D major Eb major	2		
<u>Group 3:</u> F#, B or C melodic OR harmonic minor	2		
<u>Group 4:</u> E chromatic	2	Slur two or four 	

Scoring:

- (Per area) 2-4 points if performed successfully; 50% of points if performed mostly correctly; 0 points if unsuccessful
- 2 attempts per scale/arpeggio are permitted; score based on best attempt

Scoring to be based on correct notes, steady pulse, maintaining slur patterns and good intonation (not off by more than a quarter-tone).	Correct Notes	Good Intonation	Steady Pulse	Slurs	Total Points Possible	Total Points
Scale #1: G major	2	2	1	1	6	
Arpeggio #1: G major	2	2	1	1	6	
Scale #2: (list key)	4	2	1	1	8	
Arpeggio #2: (same as scale key)	4	2	1	1	8	
Scale #3: (list key)	6	2	1	1	10	
Arpeggio #3: (same as scale key)	4	2	1	1	8	
Scale #4: E chromatic	2	4	1	1	8	
Total Points:					54	










Percentage Grade Earned

_____ / 54 x 100 = Percentage Score _____
 (Total Points Earned) / (Total Points Possible)

**WSMTA MUSIC LITERACY PROGRAM: TECHNIQUE – DOUBLE BASS
LEVEL 6**

STUDENT NAME _____ **TEACHER** _____

Student to have prepared one scale with tonic arpeggio from each group except #4 and #5—no arpeggios. **Student may choose keys from Groups 2, 3 and 5. Evaluator chooses either melodic or harmonic minor of Group 3 key.** Metronome: 60-72

Scale/Arpeggio Key Groups	Octaves	Bowing of scales	Bowing of arpeggios
<u>Group 1:</u> F major	3	Slur triplet  or four 	Slur three triplet  or four 
<u>Group 2:</u> E, Ab, B or Db major	2	Slur four  or eight 	
<u>Group 3:</u> C#, F, Ab or Bb melodic <u>or</u> harmonic minor	2	Slur triplet  or four 	
<u>Group 4:</u> G chromatic	2	Slur four 	
<u>Group 5:</u> G or C major double-stopped thirds.	1	Separate quarters	

Scoring:

- (Per area) 2-6 points if performed successfully; 50% of points if performed mostly correctly; 0 points if unsuccessful
- 2 attempts per scale/arpeggio are permitted; score based on best attempt

Scoring to be based on correct notes, steady pulse, maintaining slur patterns and good intonation (not off by more than a quarter-tone).	Correct Notes	Good Intonation	Steady Pulse	Slurs	Total Points Possible	Total Points
Scale #1: F major	2	2	1	1	6	
Arpeggio #1: (same as scale key)	2	2	1	1	6	
Scale #2: (list key)	4	2	1	1	8	
Arpeggio #2: (same as scale key)	4	2	1	1	8	
Scale #3: (list key)	6	2	1	1	10	
Arpeggio #3: (same as scale key)	4	2	1	1	8	
Scale #4: G chromatic	2	4	1	1	8	
Scale #5: (list key)	4	4	1		9	
Total Points:					63	






Percentage Grade Earned

_____ / 63 **x 100=** Percentage Score _____
(Total Points Earned) / (Total Points Possible)

**WSMTA MUSIC LITERACY PROGRAM: TECHNIQUE – DOUBLE BASS
LEVEL 7**

STUDENT NAME _____ **TEACHER** _____

Student to have prepared one scale with tonic and subdominant arpeggios from each group except #4 and #5—no arpeggio. **Student may choose keys from Groups 1-3. Evaluator chooses either melodic or harmonic minor of Group 3 key.** Metronome: 66-76

Scale/Arpeggio Key Groups	Octaves	Bowing of scales	Bowing of arpeggios
<u>Group 1:</u> D, F or G major	3	Slur 2 groups of triplet  or eight 	Slur three triplet 
<u>Group 2:</u> F#, Cb or C# major	2		
<u>Group 3:</u> D#, Ab or Bb minor: melodic <u>or</u> harmonic form	2		
<u>Group 4:</u> E chromatic	3	Slur two or four 	
<u>Group 5:</u> F major double-stopped thirds	2	Slur two 	

Scoring:

- (Per area) 2-6 points if performed successfully; 50% of points if performed mostly correctly; 0 points if unsuccessful
- 2 attempts per scale/arpeggio are permitted; score based on best attempt

Scoring to be based on correct notes, steady pulse, maintaining slur patterns and good intonation (not off by more than a quarter-tone).	Correct Notes	Good Intonation	Steady Pulse	Slurs	Total Points Possible	Total Points
Scale #1: (list key)	2	2	1	1	6	
Arpeggio #1a: (same as scale key)	2	2	1	1	6	
Arpeggio #1b: (same as scale key)	2	2	1	1	6	
Scale #2: (list key)	4	2	1	1	8	
Arpeggio #2a: (same as scale key)	4	2	1	1	8	
Arpeggio #2b: (same as scale key)	4	2	1	1	8	
Scale #3: (list key)	4	2	1	1	8	
Arpeggio #3a: (same as scale key)	2	2	1	1	6	
Arpeggio #3b: (same as scale key)	2	2	1	1	6	
Scale #4: E chromatic	4	4	1	1	10	
Scale #5: F double-stop 3rds	4	4	1	1	10	
Total Points:					82	




Percentage Grade Earned

_____ / 82 x 100= Percentage Score _____
(Total Points Earned) / (Total Points Possible)

**WSMTA MUSIC LITERACY PROGRAM: TECHNIQUE – DOUBLE BASS
LEVEL 8**

STUDENT NAME _____ **TEACHER** _____

Student to have prepared one scale with tonic and subdominant arpeggios from each group. **Student may choose keys from Groups 1-2. Evaluator chooses either melodic or harmonic minor from Group 2.** Metronome: 66-76

Scale/Arpeggio Key Groups	Octaves	Bowing of scales	Bowing of arpeggios
<u>Group 1:</u> E, F, G or C major	3	Slur two groups of triplet  , or eight 	Slur three triplet 
<u>Group 2:</u> Am, Dm or Em melodic <u>or</u> harmonic form	3		
<u>Group 3:</u> Bb major double-stopped thirds	2	Separate quarters	

Scoring:

- (Per area) 2-6 points if performed successfully; 50% of points if performed mostly correctly; 0 points if unsuccessful
- 2 attempts per scale/arpeggio are permitted; score based on best attempt

Scoring to be based on correct notes, steady pulse, maintaining slur patterns and good intonation (not off by more than a quarter-tone).	Correct Notes	Good Intonation	Steady Pulse	Slurs	Total Points Possible	Total Points
Scale #1: (list key)	4	2	1	1	8	
Arpeggio #1a: (same as scale key)	4	2	1	1	8	
Arpeggio #1b: (same as scale key)	4	2	1	1	8	
Scale #2: (list key)	6	2	1	1	10	
Arpeggio #2a: (same as scale key)	4	2	1	1	8	
Arpeggio #2b: (same as scale key)	4	2	1	1	8	
Scale #3: Bb major double-stop 3rds	4	4	1		9	
Total Points:					59	







Percentage Grade Earned

_____ / 59 **x 100=** Percentage Score _____
(Total Points Earned) / (Total Points Possible)

**WSMTA MUSIC LITERACY PROGRAM: TECHNIQUE – DOUBLE BASS
LEVEL 9**

STUDENT NAME _____ **TEACHER** _____

Student to have prepared one scale with specified arpeggios from each group except #3 and #4—no arpeggios. **Student may choose keys from Groups 1, 2 and 4. Evaluator chooses either melodic or harmonic minor from Group 2.** Metronome: 72-88.

Scale/Arpeggio Key Groups	Octaves	Bowing of scales	Bowing of arpeggios
<u>Group 1:</u> Ab or A major *with modulating arpeggios	3	Slur two groups of triplet  , or eight 	Slur three triplet 
<u>Group 2:</u> Fm or F#m melodic <u>or</u> harmonic form; with tonic and subdominant arpeggios	3	Slur two groups of triplet  , or eight 	
<u>Group 3:</u> C major double-stopped 3rds	2	Slur two 	
<u>Group 4:</u> F or G major double-stopped 5ths	2	Separate quarters	

* Modulating arpeggios from Flesch, Levinson or Sevcik Scale Systems where I is the root/tonic: I minor, I major, relative minor (VI), subdominant (IV), minor IV, dim7, I⁷, resolve to subdominant.

Scoring:

- (Per area) 2-6 points if performed successfully; 50% of points if performed mostly correctly; 0 points if unsuccessful
- 2 attempts per scale/arpeggio are permitted; score based on best attempt

Scoring to be based on correct notes, steady pulse, maintaining slur patterns and good intonation (not off by more than a quarter-tone).	Correct Notes	Good Intonation	Steady Pulse	Slurs	Total Points Possible	Total Points
Scale #1: (list key)	6	2	1	1	10	
Arpeggio #1a: minor	2	2	1	1	6	
Arpeggio #1b: major	2	2	1	1	6	
Arpeggio #1c: relative minor	2	2	1	1	6	
Arpeggio #1d: subdominant	2	2	1	1	6	
Arpeggio #1e: subdominant minor	2	2	1	1	6	
Arpeggio #1f: diminished 7 th	2	2	1	1	6	
Arpeggio #1g: dominant 7 th	2	2	1	1	6	
Scale #2: (list key)	6	2	1	1	10	
Arpeggio #2a: (same as scale key)	2	2	1	1	6	
Arpeggio #2b: (same as scale key)	2	2	1	1	6	
Scale #3: C major D.S. 3rds	4	4	1	1	10	
Scale #4: (list key)	4	4	1		9	
Total Points:					93	

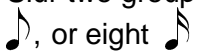


Percentage Grade Earned

_____ / 93 **x 100=** Percentage Score _____
(Total Points Earned) / (Total Points Possible)

**WSMTA MUSIC LITERACY PROGRAM: TECHNIQUE – DOUBLE BASS
LEVEL 10**

STUDENT NAME _____ **TEACHER** _____

Student to have prepared one scale with specified arpeggios from each group except #3 and #4—no arpeggios. **Student may choose keys for #1-2. Evaluator chooses either melodic or harmonic minor from Group 2.** Metronome: 72-88

Scale/Arpeggio Key Groups	Octaves	Bowing of scales	Bowing of arpeggios
<u>Group 1:</u> F#, B or C# major. *with modulating arpeggios	3	Slur two groups of triplet 	Slur one set or more of triplet 
<u>Group 2:</u> Ebm, Abm or Bbm, melodic or harmonic form; with tonic and subdominant arpeggios	3		
<u>Group 3:</u> A major D.S. octaves	1	Separate quarters	
<u>Group 4:</u> D major, D.S. unisons	1	Slur two 	

* Modulating arpeggios from Flesch, Levinson or Sevcik Scale Systems where I is the root/tonic: I minor, I major, relative minor (VI), subdominant (IV), minor IV, dim7, I⁷, resolve to subdominant.

Scoring:

- (Per area) 2-6 points if performed successfully; 50% of points if performed mostly correctly; 0 points if unsuccessful
- 2 attempts per scale/arpeggio are permitted; score based on best attempt

Scoring to be based on correct notes, steady pulse, maintaining slur patterns and good intonation (not off by more than a quarter-tone).	Correct Notes	Good Intonation	Steady Pulse	Slurs	Total Points Possible	Total Points
Scale #1: (list key)	6	2	1	1	10	
Arpeggio #1a: minor	2	2	1	1	6	
Arpeggio #1b: major	2	2	1	1	6	
Arpeggio #1c: relative minor	2	2	1	1	6	
Arpeggio #1d: subdominant	2	2	1	1	6	
Arpeggio #1e: subdominant minor	2	2	1	1	6	
Arpeggio #1f: diminished 7 th	2	2	1	1	6	
Arpeggio #1g: dominant 7 th	2	2	1	1	6	
Scale #2: (list key)	6	2	1	1	10	
Arpeggio #2a: (same as scale key)	2	2	1	1	6	
Arpeggio #2b: (same as scale key)	2	2	1	1	6	
Scale #3: A major D.S. octaves	4	4	1		9	
Scale #4: D major D.S. unisons	4	4	1	1	10	
Total Points:					93	

Percentage Grade Earned

_____ / 93 **x 100=** Percentage Score _____
(Total Points Earned) / (Total Points Possible)